

Maine Enterprise Licensing System (MELS) Supporting User Guides

Submitting a Request for a Land Licensing Extension, Transfer, or Revision and Amendment



MAINE DEPARTMENT OF ENVIRONMENTAL PROTECTION

17 State House Station | Augusta, Maine 04333-0017

www.maine.gov/dep

Submitting a Request for a Land Licensing Extension, Transfer, or Revision and Amendment

Please note, you **must** have an **active Land License permit** associated with your site before you can access the extension, transfer, or revision and amendment forms.

Extension Request: Use this form to request an extension of the expiration date if your project will not be completed by the permit expiration date,

Transfer Request: Use this form to transfer an existing license.

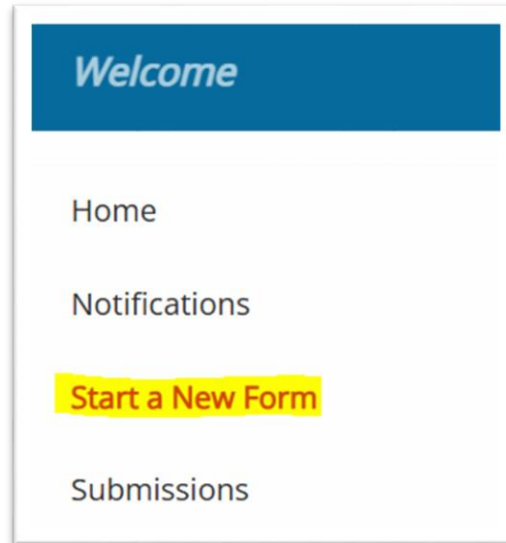
Revision and Amendment Application: Use this form to request a Minor Revision, Minor Amendment, or Major Amendment for an existing project.

Log in to MELS here: [Log in to MELS](#).

Note: For more information on logging in to MELS, see the “Creating an Account and Retrieving a Forgotten Password” user guide available on the MELS Hub here: [MELS Hub](#)

Select “Start a New Form”, as highlighted in Figure 1 below.

Figure 1: Start a New Form



Select “I want to renew, modify, or terminate an existing permit, license, or registration,” as highlighted in Figure 2 below.

Figure 2: Renew, Modify, or Terminate an Existing, License, or Registration Form

Start New Form

What kind of form are you looking for?

*I want to start a **new application*** >
Forms used to apply for a New Permit, License, or Entrance into a Program

*I want to renew, modify or terminate an **existing permit, license or registration*** >
Forms used to reissue, modify, transfer or terminate a permit

*I have a **reporting obligation to fulfill*** >
Reporting forms relating to current permits and active compliance actions

*I want to file a **complaint, or report an incident*** >
Forms to file a general complaint or to report spills, leaks or discharges

I'm not sure >
Search all available forms

Select the relevant permit change form: Extension, Transfer, or Revision and Amendment.

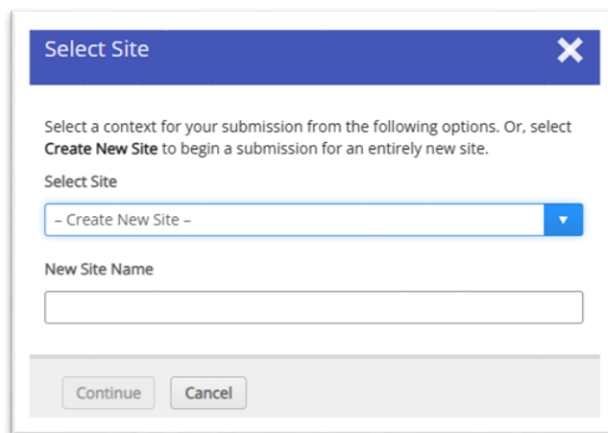
Figure 3: Permit Change Forms

The screenshot displays a web interface titled "Permit Change Forms". At the top left, there is a "Desk Guides" section with a "Filter" button. Below this, it indicates "Showing 3 of 3" items. Three permit change form options are listed, each with a "Begin" button:

- Land License Extension Request**
Site Name: Desk Guides
Permit Number: L-1000 v1.0
Form Description: If your project will not be completed by the permit expiration date, use this form to request an extension of the expiration date.
Program Area: Land - Land Licensing
- Land License Transfer Request**
Site Name: Desk Guides
Permit Number: L-1000 v1.0
Form Description:
Program Area: Land - Land Licensing
- Revision and Amendment Application**
Site Name: Desk Guides
Permit Number: L-1000 v1.0
Form Description: Minor Revision, Minor Amendment, or Major Amendment for an existing project.
Program Area: Land - Land Licensing

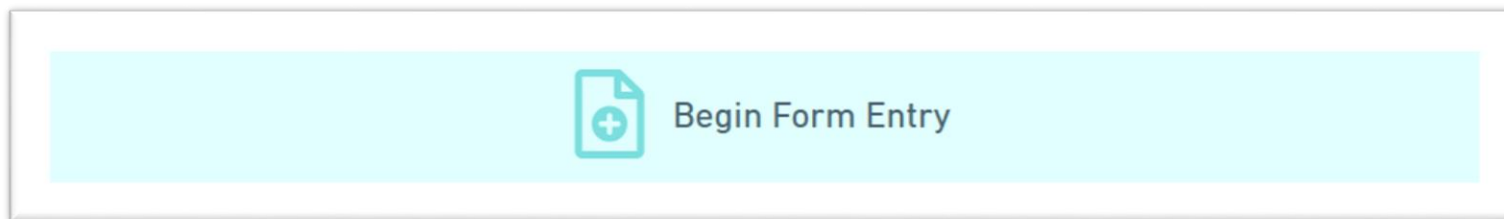
If you have multiple Sites connected to your account, you will be prompted to select the relevant site or create a new site, as demonstrated in Figure 4 below.

Figure 4: Select Site



Select “Begin Form Entry”, as demonstrated in Figure 5 below.

Figure 5: Begin Form Entry



Complete the information required in the form and submit.